

# **Tate<sup>®</sup>**

Your Vision. Our Experience.


## The Future of Access Floor Finishes is Here!



# Table of Contents

The future of the built environment is here.  
And it's right under your feet.

- Why Tate Finishes? ..... 3
- STONWORKS® ..... 5
  - Classic Concrete ..... 5
  - Decorative Concrete ..... 7
- Terrazzo ..... 9
- Porcelain ..... 11
- Wood ..... 13
- Resilient ..... 17
- Custom Panels ..... 19
- Design & Technical Assistance ..... 21





## The Benefits of Tate Access Floors

Tate’s access floor panels and high-end architectural finishes provide the complete flooring solution you’ve been looking for; a beautiful and flexible workspace that captures your project’s aesthetic vision while maintaining the accessibility, flexibility, and reconfigurability traditionally associated with access floor systems.

Our collection of finish options continues to grow and evolve, keeping pace with the latest interior design trends, and giving architects and designers the freedom they need to create the look their clients want. Tate access floor panels and finishes arrive at your job site installation-ready, which can reduce initial costs and accelerate construction schedules.

Tate’s in-house engineering team is constantly working to develop new and exciting ways to customize your building’s look even further, including custom panel inlays, sandblasting, and hybrid panel capabilities featuring same-panel curved transitions.

Whatever look you’re trying to achieve, Tate can make it a reality.



### Accessibility

The continuous evolution of access flooring systems means today’s high-performance buildings can maintain accessibility to the underfloor pathway housing power, data, voice, and air services while still having a wide selection of high-end architectural finishes. With each modular panel capable of being easily removed anywhere along the service path, access floors give you total control over your building’s service distribution systems.

### Flexibility

Today’s business landscape is all about being agile, and your workspace needs to maintain the same flexibility your business does in order to stay competitive — maximizing both individual comfort and worker efficiency while minimizing costs. The modular design of Tate’s access floor systems allows you to easily relocate service terminals and air diffusers within minutes or rotate panels out of high-traffic areas to minimize wear. Simply swap the panels and get back to your business.



### Reconfigurable

A step beyond flexibility, Tate’s access floors help ensure that your business is future proof, allowing you to completely reconfigure your workspace as your business grows and changes. Tate access floors make it simple to replace one finish with another or add/remove partition walls — allowing your building’s aesthetic to adapt to your needs both today and in the future.

## High-End Architectural Finishes for Access Floors



### Strength

With multiple panel grades available to accommodate varying load needs in different areas of your building, as well as a wide variety of seismic and heavy-duty understructure options, Tate access floor panels are able to handle any job regardless of the load requirements.



### Time

Tate access floors panels and high-end architectural finishes arrive at your work site as a finished product which is installation-ready. This means a quicker, more efficient installation process and an earlier move-in date for your project.



### Cost Savings

Time is money, which is why Tate access floors are the smart choice for any project. Design assisted solutions arriving installation-ready from the factory means fewer on-site trades and less time spent during construction overall. That’s money that goes straight to your bottom line.



# STONWORKS®: Classic Concrete

STONWORKS Classic Concrete panels offer the ultimate combination of aesthetics and functionality. Classic Concrete panels are available with an exposed aggregate honed finish and gives your project a durable, low-maintenance floor to meet today's growing design trends.



V1  
SLIGHT  
VARIATION



V2  
MODERATE  
VARIATION



V3  
SUBSTANTIAL  
VARIATION



Surface Texture: Honed



## Color

Classic Concrete is available in gray.



Honed

For CSI Specifications, Data Sheets, and Technical Drawings visit our website at [www.tateinc.com](http://www.tateinc.com).



**Tate**®

# STONWORKS®: Decorative Concrete

STONWORKS Decorative Concrete panels will transform your space with style, durability, and functionality. Decorative Concrete panels come with a honed surface texture in a wide variety of colors to suit your particular design aesthetic.




Surface Texture: Honed




## Sample Colors




Hay



Limestone



Midnight




Camel

Want to learn more about Tate's Decorative Concrete finishes?  
Visit our website at [www.tateinc.com](http://www.tateinc.com).





# Terrazzo

Terrazzo is a classically beautiful and timeless finish option. Terrazzo is easy to clean, and requires little maintenance. It's the perfect option for your building's high-traffic areas, and is available with a polished surface finish.



## Colors



Want to learn more about Tate finishes? Visit our website at [www.tateinc.com](http://www.tateinc.com).



**Tate**

# Porcelain

Offering a market wide acceptance and familiarity with a variety of styles and colors to choose from, porcelain enhances the architectural form and space of any building. Customize your building's look even further by choosing between one-piece or multi-piece design options.

## Styles



Cement



Metallic



Monolithic



Stone

## Designs



Single Piece



Multi-Piece



**Tate**

For a full color list, please visit our website at [www.tateinc.com](http://www.tateinc.com).